

MEDESHAMSTEDE ACADEMY REMOTE LEARNING MENU

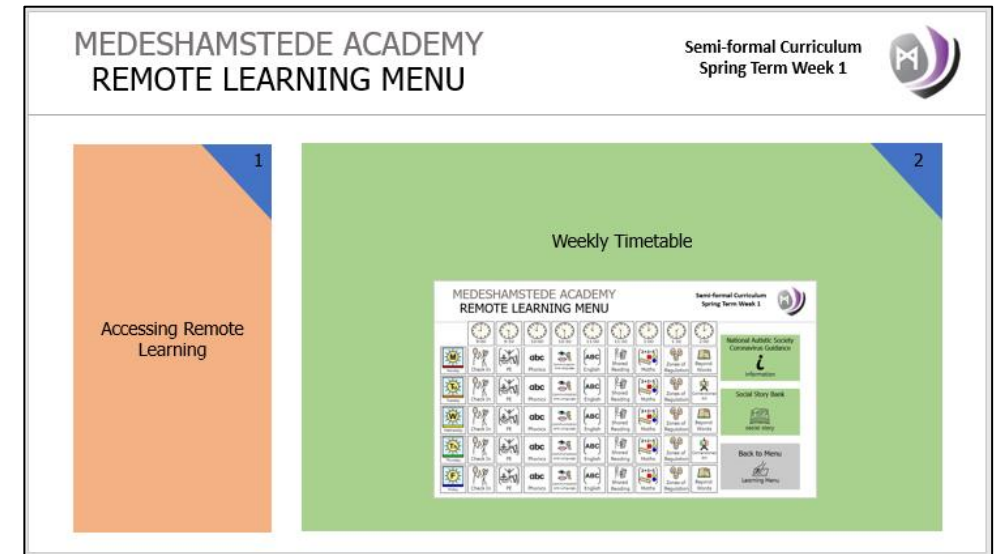
Semi-Formal Curriculum
Key Stage 3
Spring Term Week 6



Welcome to the Key Stage 3 Semi-Formal Remote Learning Menu.

The timetable in this resource will provide you with a 'menu' of learning sessions for 'stage rather than age' of your child. Your child will be able to select and access their chosen activities and subjects via Microsoft teams throughout the day and week. Sessions will be live as well as recorded to revisit and to access as required.

This menu offers a broad and relevant curriculum, including academic for cognition and learning needs as well as our core offer for therapeutic EHCP provision: Attention Autism, We Thinkers and Think social for communication and interaction and the 'Zones of Regulation' curriculum as part of occupational therapy, sensory, physical, social, emotional and mental health needs. Resources from PE coaches also offer remote physical development activities.



[CLICK TO ENTER THE MENU](#)

MEDESHAMSTEDE ACADEMY REMOTE LEARNING MENU

Semi-Formal Curriculum
Key Stage 3
Spring Term Week 6



1

Accessing Remote Learning

2

Weekly Timetable

MEDESHAMSTEDE ACADEMY
REMOTE LEARNING MENU

Semi-Formal Curriculum
Key Stage 3
Spring Term Week 5

	9:00	9:30	10:00	10:30	11:00	11:30	1:00	1:30	2:00
Monday	Check In	P.E.	Communicator and Language	English	Shared Reading	2+3+5 Maths	Broader Curriculum	Zones of Regulation	Beyond Words
Tuesday	Check In	P.E.	Communicator and Language	English	Shared Reading	2+3+5 Maths	Broader Curriculum	Zones of Regulation	Art
Wednesday	Check In	P.E.	Communicator and Language	English	Shared Reading	2+3+5 Maths	Broader Curriculum	Zones of Regulation	Beyond Words
Thursday	Check In	P.E.	Communicator and Language	English	Shared Reading	2+3+5 Maths	Broader Curriculum	Zones of Regulation	Forest School
Friday	Check In	P.E.	Communicator and Language	English	Shared Reading	2+3+5 Maths	Broader Curriculum	Zones of Regulation	Beyond Words

National Autistic Society
Coronavirus Guidance
information

Social Story Bank
social story

Back to Menu
Learning Menu



Accessing Remote Learning

This menu provides your child with a range of lessons in their chosen activities and subjects which can be accessed through the interactive weekly timetable. Some lessons are pre-recorded while others are offered live. Pre-recorded lessons enable your child to revisit lessons or learn at their own pace.

Some lessons may require access to TEAMS or Microsoft stream, on these occasions you will be prompted for your child's username and password. Please contact the school if you require a reminder of your child's username or password.

Guide for accessing
TEAMS



information

National Autistic Society
Tips for Families



information

Back to Menu



Learning Menu

MEDESHAMSTEDE ACADEMY

REMOTE LEARNING MENU

Semi-Formal Curriculum
Key Stage 3
Spring Term Week 6



	9:00	9:30	10:00	10:30	11:00	11:30	1:00	1:30	2:00
Monday	Check In	P.E	Communication and Language	English	Shared Reading	Maths	Broader Curriculum	Zones of Regulation	Beyond Words
Tuesday	Check In	P.E	Communication and Language	English	Shared Reading	Maths	Broader Curriculum	Zones of Regulation	Art
Wednesday	Check In	P.E	Communication and Language	English	Shared Reading	Maths	Broader Curriculum	Zones of Regulation	Beyond Words
Thursday	Check In	P.E	Communication and Language	English	Shared Reading	Maths	Broader Curriculum	Zones of Regulation	Forest School
Friday	Check In	P.E	Communication and Language	English	Shared Reading	Maths	Broader Curriculum	Zones of Regulation	Beyond Words

National Autistic Society
Coronavirus Guidance



information

Social Story Bank



social story

Back to Menu



Learning Menu

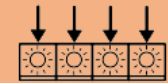


Check In

Join Mr Spalding for a repeatable daily check in and mindfulness activity. In the lesson your child can use the zones map to describe how they feel or their own zones check in at home, which can be created by following the weekly zones of regulation sessions.

This weeks mindfulness focus is 'Six Sides of Breathing' which is also a tool that your child can add to their zones of regulation toolkit.

Check In



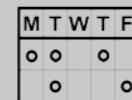
Daily

Zones of Regulation Map



visual support

Back to Timetable



Timetable

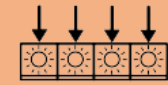


Physical Education

Join our PE Coaches Mr Day and Mr Hodgson for a repeatable daily activity. This week they repeat the session to create a reaction wall at home.

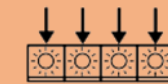
Revisit members of staff from Oak Academy as they guide you and your child on setting up and carrying out a sensory circuit. This lesson explores alerting, organising and calming activities and can be repeated each day to provide a daily sensory circuit for your child.

Sensory Circuits Part 2



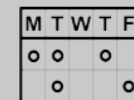
Daily

PE Morning Activity



Daily

Back to Timetable



Timetable



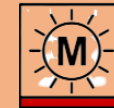
Communication and Language

Join Ms Callis for a series of lessons developing understanding of sentence structure using the intervention colourful semantics. This week Ms Callis continues exploring constructing sentences with 'who' 'what doing' and introduces 'what' words.

Attention Autism

Choose from five highly motivating and visually based activities which can help develop natural and spontaneous communication.

Lesson 1. What Doing
and What Words



Monday

Lesson 2. Doing Words



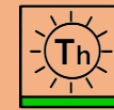
Tuesday

Lesson 3. What Words



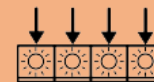
Wednesday

Lesson 4. Colour Coding
Who and What Words



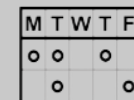
Thursday

Attention Autism



Daily

Back to Timetable



Timetable

MEDESHAMSTEDE ACADEMY

REMOTE LEARNING MENU

Semi-Formal Curriculum
Key Stage 3
Spring Term Week 6



English

Please follow the link to access your class lessons.

Woodpeckers



Hawks



Kingfishers



Wolves



Back to Timetable

M	T	W	T	F
o	o		o	
				o

Timetable

MEDESHAMSTEDE ACADEMY

REMOTE LEARNING MENU

Semi-Formal Curriculum
Key Stage 3
Spring Term Week 6



English (Woodpeckers)

Monday – Wednesday

Colourful Semantics

Thursday

Speed Readers

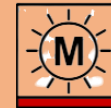
Friday

Small Town Superheroes

Daily Phonics



Lesson 1. Colourful
Semantics



Monday

Lesson 2. Colourful
Semantics



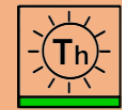
Tuesday

Lesson 3. Colourful Semantics



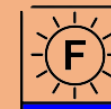
Wednesday

Lesson 4. Speed Readers



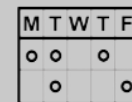
Thursday

Lesson 5. Small Town
Superheroes



Friday

Back to Timetable



Timetable

MEDESHAMSTEDE ACADEMY

REMOTE LEARNING MENU

Semi-Formal Curriculum
Key Stage 3
Spring Term Week 6



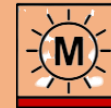
English (Hawks)

This week we will be exploring Native America

Independent Reading

Use the link in Lesson 5 to select a book that your child may want to explore further through lessons.

Lesson 1.
Native America



Monday

Lesson 2.
Native America



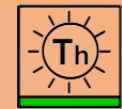
Tuesday

Lesson 3.
Native America



Wednesday

Lesson 4.
Native America

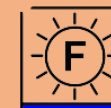


Thursday

Daily Phonics

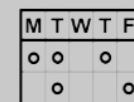


Lesson 5. Independent
Reading



Friday

Back to Timetable



Timetable

MEDESHAMSTEDE ACADEMY

REMOTE LEARNING MENU

Semi-Formal Curriculum
Key Stage 3
Spring Term Week 6



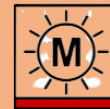
English (Kingfishers)

Join staff at the Oak Academy to continue to explore ... in this week long series of lessons.

Friend or Foe

An abridgement of **Friend or Foe** by **Michael Morpurgo**. The story is a classic tale of secrecy and adventure set during World War Two. David Carey and his friend Tucky, two boys from London, are evacuated to a peaceful location in the Devon countryside. But the War is closer than they think.

Lesson 1. Dialogue tags
additional speakers



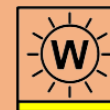
Monday

Lesson 2. Punctuating
speech correctly.



Tuesday

Lesson 3. Crafting Creative
Writing



Wednesday

Lesson 4. Friend or
Foe: Chapter Three



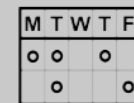
Lesson 5. Friend or Foe:
Chapter Four



Daily Phonics



Back to Timetable



Timetable

MEDESHAMSTEDE ACADEMY

REMOTE LEARNING MENU

Semi-Formal Curriculum
Key Stage 3
Spring Term Week 6



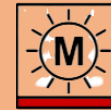
English (Wolves)

The Machine Gunners (TMG) (1975)

This week we will focus on Chapter Eight to Ten of the Machine Gunners.

(All links are available in the details section underneath the video)

Lesson 16. Chapter Eight:
Closing In



Monday

Lesson 17. Chapter Nine:
The Germans Are Coming



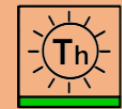
Tuesday

Lesson 18. Chapter Ten: A
False Alarm



Wednesday

Lesson 19. Character
Development.

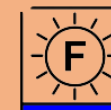


Thursday

Daily Phonics

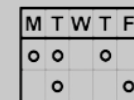


Lesson 20. Machine
Gunners Quiz



Friday

Back to Timetable



Timetable

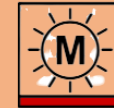


Shared Reading

Join Mrs Humphreys read Roald Dahls 'James and the Giant Peach'.

This week Mrs Humphreys continues from Chapter 14 through to Chapter 20.

James and the Giant Peach (Chapter 1 – 7)



Monday

James and the Giant Peach (Chapter 8 – 10)



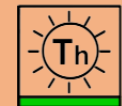
Tuesday

James and the Giant Peach (Chapter 11 – 13)



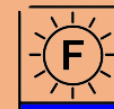
Wednesday

James and the Giant Peach (Chapter 14 – 16)



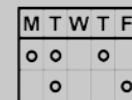
Thursday

James and the Giant Peach (Chapter 17 – 20)



Friday

Back to Timetable



Timetable

MEDESHAMSTEDE ACADEMY

REMOTE LEARNING MENU

Semi-Formal Curriculum
Key Stage 3
Spring Term Week 6



Maths

Please follow the link to access your class lessons.

Woodpeckers



Hawks



Kingfishers



Wolves



Back to Timetable

M	T	W	T	F
o	o	o		
o				o

Timetable

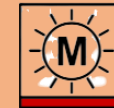


Maths

(Woodpeckers)

Join staff at the Oak Academy to continue to explore 'Make Ten' and 'Rounding Numbers' in this week long series of lessons. This series of sessions assumes some understanding of early maths. In some cases your child may benefit from repeating a lesson to ensure they have understood the learning.

Lesson 1. To use the 'Make ten' strategy to subtract a 1-digit number from a teen number (Part 1)



Monday

Lesson 2. To use the 'Make ten' strategy to subtract a 1-digit number from a teen number (Part 2)



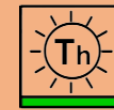
Tuesday

Lesson 3. Finding all possible numbers that could have been rounded to a multiple of ten



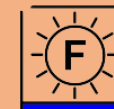
Wednesday

Lesson 4. Addition and Subtraction



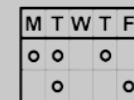
Thursday

Lesson 5. Place Value



Friday

Back to Timetable



Timetable



Maths (Hawks)

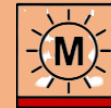
Monday - Thursday

Join staff at the Oak Academy to continue to explore Time and movement in this week long series of lessons. This series of sessions assumes some understanding of early maths. In some cases your child may benefit from repeating a lesson to ensure they have understood the learning.

Friday

Practice your multiplications. You can do this on TT Rockstars or Cool Maths Games.

Lesson 1. Reading and writing the time to o'clock and half past (Part 1)



Monday

Lesson 2. Reading and writing the time to o'clock and half past in words



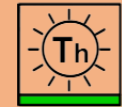
Tuesday

Lesson 3. Explore adding on hours and half hours



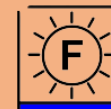
Wednesday

Lesson 4. Using language of direction, position and movement



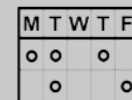
Thursday

Lesson 5.
TT Rocks or Cool Maths
Games



Friday

Back to Timetable



Timetable



Maths (Kingfishers)


Join staff at the Oak Academy to continue to explore length and perimeter in this week long series of lessons. This series of sessions assumes some understanding of early maths. In some cases your child may benefit from repeating a lesson to ensure they have understood the learning.

Lesson 1. Applying problem solving strategies to length



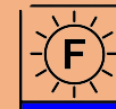
Tuesday

Lesson 2. Length and perimeter application



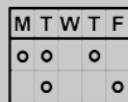
Wednesday

Lesson 3. Explore the whole and part relationship in familiar contexts, using area, linear and quality models



Friday

Back to Timetable



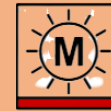
Timetable



Maths (Wolves)

Join staff at the Oak Academy to continue to explore Money in this week long series of lessons. This series of sessions assumes some understanding of early maths. In some cases your child may benefit from repeating a lesson to ensure they have understood the learning.

Lesson 6. To use addition and subtraction in the context of money



Monday

Lesson 7. To exchange money for items



Tuesday

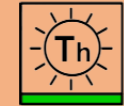
Lesson 8. To find the total cost of two items



Wednesday

Lesson 9. To calculate the amount of change needed

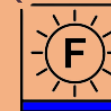
(Part 1)



Thursday

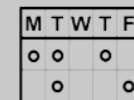
Lesson 10. To calculate the amount of change needed

(Part 2)



Friday

Back to Timetable



Timetable



Broader Curriculum

Please follow the link to access your class lessons.

[Back to Timetable](#)

M	T	W	T	F
o	o		o	
o				o

[Timetable](#)

Woodpeckers



Hawks



Magpies



Buzzards



Kingfishers



Wolves





Broader Curriculum (Woodpeckers)

Geography: The World


History: Who was responsible for the death of Thomas Becket?

Science: Plant Life

Geography



History



Science



Back to Timetable

M	T	W	T	F
o	o	o		
o			o	

Timetable

MEDESHAMSTEDE ACADEMY

REMOTE LEARNING MENU

Semi-Formal Curriculum
Key Stage 3
Spring Term Week 6



Broader Curriculum (Hawks)

Art: American Animal Art Lesson with Ms Wincott

Geography: How do the rivers shape the land?

R.E: What is the Holy Trinity?

Zones: Fredrick Douglas Zones Activity

Think Social: Scaling Our Problems

Science: How Lungs Work

Art



Geography



RE



Zones



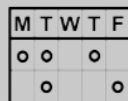
Think Social



Science



Back to Timetable



Timetable

MEDESHAMSTEDE ACADEMY

REMOTE LEARNING MENU


Semi-Formal Curriculum
Key Stage 3
Spring Term Week 6



Broader Curriculum (Kingfishers)

History: Allies and Axis and Relatives in WW1 or WW2
Zones: Expected and Unexpected Behaviours, How our feelings impact those around us and Our Behaviours.
Social: Spend some time with a member of your family playing a game. Perhaps hangman, or Scrabble!
DT Project: WW2 Pillbox
Art: How to draw an Airship

History – Allies and Axis



Zones Part 1



Zones Part 2



Social (No link)



Zones Part 3



History – Relatives in WW2 or WW2



Art



DT Project



Back to Timetable

M	T	W	T	F
o	o	o		
o			o	

Timetable

MEDESHAMSTEDE ACADEMY

REMOTE LEARNING MENU

Semi-Formal Curriculum
Key Stage 3
Spring Term Week 6



History – Allies and Axis




World War One and World War Two were known as 'World' wars because of how many countries were involved. Using the 'lesson 6 map' attachment in Teams and the 'lesson 6 allies and axis sides, colour in the countries who were neutral, allies and axis powers.

DT Project



This week, I thought we would look at how those men who stayed behind kept our country safe in WW2. Please use the link to find out about Pillboxes. Then have a go at making the bunker which is in the Teams file. You can add the gun slits, or brick work- don't forget the door too! See how you get on- don't forget to take a picture and show me on Teams!

History – Relatives in WW1 or WW2



Speak to your parents and parents. What can they tell you about any relatives that you had in the war (either WW1 or WW2)? Do you know what they did and can you find any information about them on the internet? My Great, Great Uncle died in WW1 in the Battle of Jutland on HMS Invincible. My father's father (my grandad) drove tanks and trucks in WW2 in El Alamein, Egypt and Italy. What about your relatives?



Broader Curriculum (Wolves)

Zones of Regulation: Sojourner Truth

Art: Cartoon Eyes Part 1

Art: Cartoon Eyes Part 2

Think Social: Problem Solving Part A

Think Social: Problem Solving Part B

Zones of Regulation



Art 1



Art 2



Think Social A



Think Social B



Back to Timetable

M	T	W	T	F
o	o	o		
o				o

Timetable

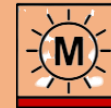


Zones of Regulation

Join Mr Spalding for a series of lessons that explore the zones of regulation. Your child will develop the knowledge and skills to be able to:

- Increase emotional vocabulary by labelling emotions
- Increase ability to understand body language by identifying different facial expressions

Lesson 16. The Zones in Me



Monday

Lesson 17. Understanding Different Perspectives



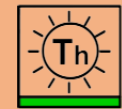
Tuesday

Lesson 18. Me In My Zone Part 1



Wednesday

Lesson 19. Me In My Zone Part 2



Thursday

Zones Check-in Resource
- Printable



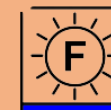
information

Zones of Regulation Map
- Printable



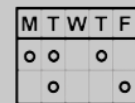
visual support

Lesson 20. How Do I Feel?



Friday

Back to Timetable



Timetable

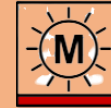


Beyond Words

Join Mr Spalding as we explore the wordless story 'Having a Test for Coronavirus'.

Bad days and good days explore the Belong Manifesto and strategies to have good days in lockdown. They also look at expected and unexpected behaviours and the feelings of others.

Lesson 10. Read Your Own Story



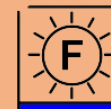
Monday

Lesson 11. Listen To The Story



Wednesday

Lesson 12. Answering Questions



Friday

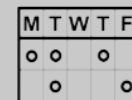
Good Days and Bad Days During Lockdown

Full Printable Story and Teaching Guide



information

Back to Timetable



Timetable



Cornerstones Art

Join Ms Wincott for a series of art sessions created around the cornerstones curriculum.

This week Ms Wincott continues the animal art print project series.

Lesson 1.
Animal Art Print

Revisit Lesson

Lesson 4.
Animal Art Print

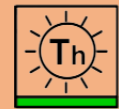


Tuesday

Lesson 2.
Animal Art Print

Revisit Lesson

Lesson 5.
Animal Art Print

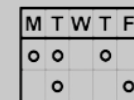


Thursday

Lesson 3.
Animal Art Print

Revisit Lesson

Back to Timetable



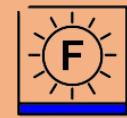
Timetable



Outdoor Learning

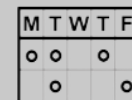
Join Mr Howick for a forest school session exploring 'Cleo the Caterpillar'. This session explores the caterpillar life cycle.

Lesson 2.
Cleo the Caterpillar



Friday

Back to Timetable



Timetable



Social Story Bank

Social stories present social situations and views so that pupils can make informed decisions about their choices. In many cases this means explaining why other people follow a specific rule and then reinforcing the positive benefit of following this rule.

These stories may be useful in supporting your child to understand social situations and views that are currently impacting them. Including when they are learning from home. These resources have been taken from the MHA Transition Toolkit, a larger resource to support pupils understanding of new rules and transitions linked to Covid 19.

When I am Safer at Home



social story

There is Always a Schedule



social story

When I Should Learn From Home



social story

Learning about the Coronavirus



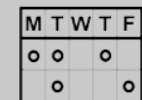
social story

Understanding My Zones



social story

Back to Timetable



Timetable