

# MEDESHAMSTEDE ACADEMY REMOTE LEARNING MENU

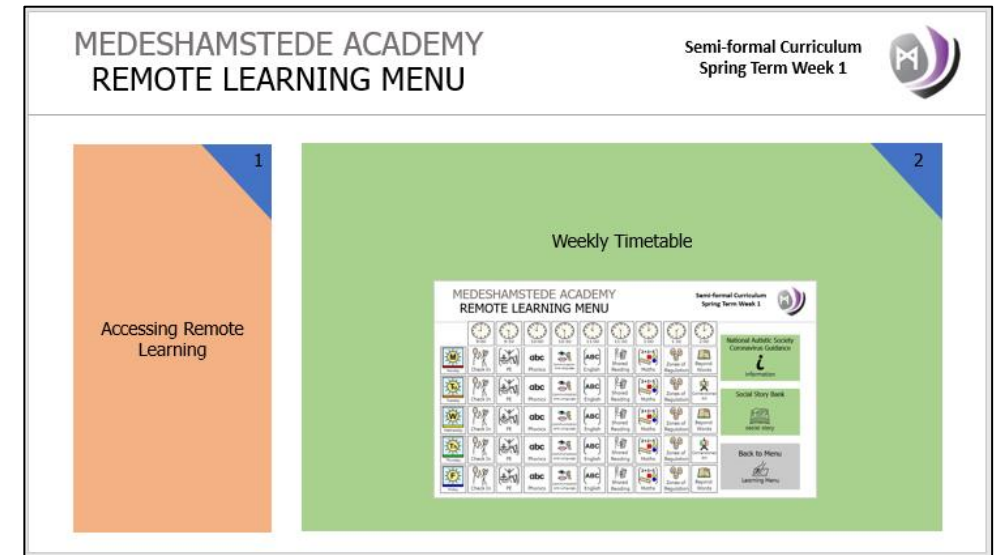
Primary Menu  
Spring Term Week 6



Welcome to the Semi-Formal Remote Learning Menu.

The timetable in this resource will provide you with a 'menu' of learning sessions for 'stage rather than age' of your child. Your child will be able to select and access their chosen activities and subjects via Microsoft teams throughout the day and week. Sessions will be live as well as recorded to revisit and to access as required.

This menu offers a broad and relevant curriculum, including academic for cognition and learning needs as well as our core offer for therapeutic EHCP provision: Attention Autism, We Thinkers and Think social for communication and interaction and the 'Zones of Regulation' curriculum as part of occupational therapy, sensory, physical, social, emotional and mental health needs. Resources from PE coaches also offer remote physical development activities.



[CLICK TO ENTER THE MENU](#)

# MEDESHAMSTEDE ACADEMY REMOTE LEARNING MENU

Primary Menu  
Spring Term Week 6



1

Accessing Remote Learning

2

## Weekly Timetable

MEDESHAMSTEDE ACADEMY  
REMOTE LEARNING MENU

Primary Menu  
Spring Term Week 6

	9:00	9:30	10:00	10:30	11:00	11:30	1:00	1:30
Monday	Check In	PE	Communication and Language	English	Shared Reading	Maths	Zones of Regulation	Beyond Words
Tuesday	Check In	PE	Communication and Language	English	Shared Reading	Maths	Zones of Regulation	Cornerstones Art
Wednesday	Check In	PE	Communication and Language	English	Shared Reading	Maths	Zones of Regulation	Beyond Words
Thursday	Check In	PE	Communication and Language	English	Shared Reading	Maths	Zones of Regulation	Cornerstones Art
Friday	Check In	PE	Outdoor Learning	English	Shared Reading	Maths	Zones of Regulation	Beyond Words

National Autistic Society  
Coronavirus Guidance  
information

Social Story Bank  
social story

Back to Menu  
Learning Menu



## Accessing Remote Learning

This menu provides your child with a range of lessons in their chosen activities and subjects which can be accessed through the interactive weekly timetable. Some lessons are pre-recorded while others are offered live. Pre-recorded lessons enable your child to revisit lessons or learn at their own pace.

Some lessons may require access to TEAMS or Microsoft stream, on these occasions you will be prompted for your child's username and password. Please contact the school if you require a reminder of your child's username or password.

Guide for accessing  
TEAMS



information

Feedback on our remote  
learning



feedback

Back to Menu



Learning Menu

# MEDESHAMSTEDE ACADEMY REMOTE LEARNING MENU

Primary Menu  
Spring Term Week 6



 Monday								
 Tuesday								
 Wednesday								
 Thursday								
 Friday								

National Autistic Society  
Coronavirus Guidance



information

Social Story Bank



social story

Back to Menu



Learning Menu

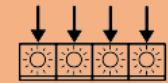


## Check In

Join Mr Spalding for a repeatable daily check in and mindfulness activity. In the lesson your child can use the zones map to describe how they feel or their own zones check in at home, which can be created by following the weekly zones of regulation sessions.

This weeks session focuses on creating a 'calming sequence' to support regulation to the green zone.

Check In



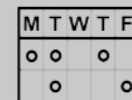
Daily

Zones of Regulation Map



visual support

Back to Timetable



Timetable

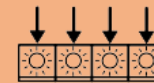


## Physical Education

Join our PE Coaches Mr Day and Mr Hodgson for a repeatable daily activity. This week you can choose to create a reaction all or take part in sock striking.

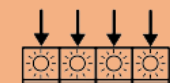
Revisit members of staff from Oak Academy as they guide you and your child on setting up and carrying out a sensory circuit. These lessons explore alerting, organising and calming activities and can be repeated each day to provide a daily sensory circuit for your child. Please consult your child's class teacher if you are unsure of how to set up a sensory circuit for your child.

### PE Reaction Wall



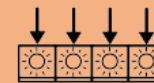
Daily

### Sensory Circuits Part 1



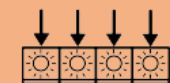
Daily

### PE Sock Striking



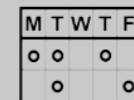
Daily

### Sensory Circuits Part 2



Daily

### Back to Timetable



Timetable

# MEDESHAMSTEDE ACADEMY

## REMOTE LEARNING MENU

Primary Menu  
Spring Term Week 6



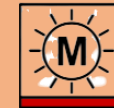
### Communication and Language

Join Ms Callis for a series of lessons developing understanding of sentence structure using the intervention colourful semantics. This week Ms Callis continues exploring constructing sentences with 'who' 'what doing' and introduces 'what' words.

### Attention Autism

Join Ms Travers for a repeatable attention autism session to support learners to develop early attention skills.

Lesson 5. What Words  
Recap



Monday

Lesson 6. Colour Coding Who  
and What Words Recap



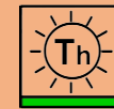
Tuesday

Lesson 7. Word Order



Wednesday

Lesson 8. Silly Sentences



Thursday

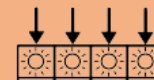
Think Social  
Problem Solving Part A



Think Social  
Problem Solving Part B

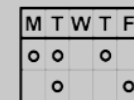


Attention Magic



Daily

Back to Timetable



Timetable

# MEDESHAMSTEDE ACADEMY REMOTE LEARNING MENU

Primary Menu  
Spring Term Week 6



## English

Please follow the link to access your class lessons.

Busy Bees



Caterpillar



Butterfly



Badger



Dragonfly



Owl



Mouse



Back to Timetable

M	T	W	T	F
○	○	○		
○				○

Timetable



# MEDESHAMSTEDE ACADEMY REMOTE LEARNING MENU

Primary Menu  
Spring Term Week 6



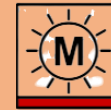
## English (Busy Bees)

Join Mrs Pembery and staff at the Oak Academy to continue to explore the story of Little Red Riding Hood in this week long series of lessons. In some cases your child may benefit from repeating a lesson to ensure they have understood the learning.

### Phonics

Please use the Phonics Menu on the Medeshamstede Remote Learning Page to complete your child's daily phonics lesson.

Lesson 1. To Listen and  
Join in with a story



Monday

Lesson 2. To Listen and  
Join in with a story



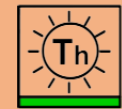
Tuesday

Lesson 3. To Map and  
Speak a Story



Wednesday

Lesson 4. To Map and  
Speak a Story



Thursday

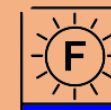
Listen to Mrs Pembery tell the story  
of Little Red Riding Hood



## Daily Phonics

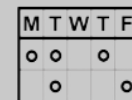


Lesson 5. To Map and  
Speak a Story



Friday

## Back to Timetable



Timetable

# MEDESHAMSTEDE ACADEMY

## REMOTE LEARNING MENU

Primary Menu  
Spring Term Week 6



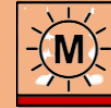
### English (Caterpillars)

Join Mrs Pembery and staff at the Oak Academy to continue to explore the story of Little Red Riding Hood in this week long series of lessons. In some cases your child may benefit from repeating a lesson to ensure they have understood the learning.

#### Phonics

Please use the Phonics Menu on the Medeshamstede Remote Learning Page to complete your child's daily phonics lesson.

Lesson 1. To Listen and Join in with a story



Monday

Lesson 2. To Listen and Join in with a story



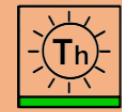
Tuesday

Lesson 3. To Map and Speak a Story



Wednesday

Lesson 4. To Map and Speak a Story



Thursday

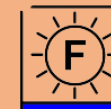
Listen to Mrs Pembery tell the story of Little Red Riding Hood



Daily Phonics

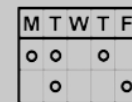


Lesson 5. To Map and Speak a Story



Friday

Back to Timetable



Timetable

# MEDESHAMSTEDE ACADEMY

## REMOTE LEARNING MENU

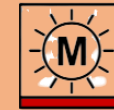
Primary Menu  
Spring Term Week 6



### English (Butterfly)

Please follow Individual Workstation Packs sent home from Ms Callis.

Lesson 1. Individual Workstation



Monday

Lesson 2. Individual Workstation



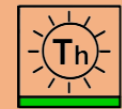
Tuesday

Lesson 3. Individual Workstation



Wednesday

Lesson 4. Individual Workstation

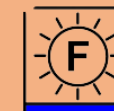


Thursday

### Daily Phonics

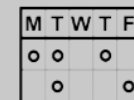


Lesson 5. Individual Workstation



Friday

Back to Timetable



Timetable

# MEDESHAMSTEDE ACADEMY

## REMOTE LEARNING MENU

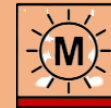
Primary Menu  
Spring Term Week 6



### English (Badger)

Join Mrs Pembery and staff at the Oak Academy to continue to explore the story of Little Red Riding Hood in this week long series of lessons. In some cases your child may benefit from repeating a lesson to ensure they have understood the learning.

Lesson 1. To Listen and Join in with a story



Monday

Lesson 2. To Listen and Join in with a story



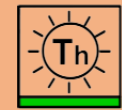
Tuesday

Lesson 3. To Map and Speak a Story



Wednesday

Lesson 4. To Map and Speak a Story



Thursday

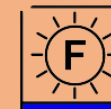
Listen to Mrs Pembery tell the story of Little Red Riding Hood



Daily Phonics

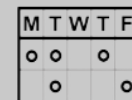


Lesson 5. To Map and Speak a Story



Friday

Back to Timetable



Timetable

# MEDESHAMSTEDE ACADEMY

## REMOTE LEARNING MENU

Primary Menu  
Spring Term Week 6

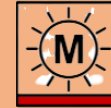


### English (Mouse)

Listen along to Mrs Humphreys read James and The Giant Peach.

Mrs Humphreys will send your diary writing and letter writing individually.

Lesson 1. Chapter 1 - 7



Monday

Lesson 2. Chapter 8 - 10



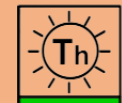
Tuesday

Lesson 3. Chapter 11 - 13



Wednesday

Lesson 4. Chapter 14 - 16

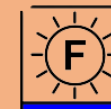


Thursday

### Daily Phonics

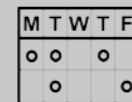


Lesson 5. Chapter 17 - 20



Friday

Back to Timetable



Timetable

# MEDESHAMSTEDE ACADEMY REMOTE LEARNING MENU

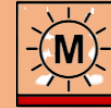
Primary Menu  
Spring Term Week 6



## English (Owl)

Join staff at the Oak Academy to continue discuss 'if animals should be kept in zoos' in this week long series of lessons. In some cases your child may benefit from repeating a lesson to ensure they have understood the learning.

Lesson 1. To listen to a discussion



Monday

Lesson 2. To learn a discussion from memory



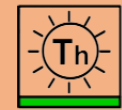
Tuesday

Lesson 3. To give reasons for and against



Wednesday

Lesson 4. To use coordinating conjunctions

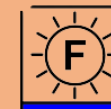


Thursday

## Phonics

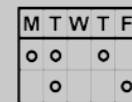
Please use the Phonics Menu on the Medeshamstede Remote Learning Page to complete your child's daily phonics lesson.

Lesson 5. To give personal opinions about what is read (discussion texts)



Friday

Back to Timetable



Timetable

# MEDESHAMSTEDE ACADEMY

## REMOTE LEARNING MENU

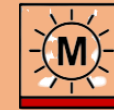
Primary Menu  
Spring Term Week 6



### English (Dragonfly)

Join staff at the Oak Academy to explore 'The Magic Paintbrush: Mood' in this week long series of lessons. In some cases your child may benefit from repeating a lesson to ensure they have understood the learning.

Lesson 1. To listen to and respond to a story



Monday

Lesson 2. To tell a story from memory



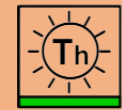
Tuesday

Lesson 3. To explore the main moods in the story



Wednesday

Lesson 4. To use the past tense (ed)



Thursday

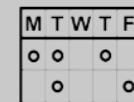
### Daily Phonics

Lesson 5. To make inferences based on what is said and



Friday

Back to Timetable



Timetable

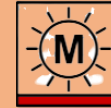


## Shared Reading

Choose a story to listen to with your child. Each story is read by a familiar member of staff from Medeshamstede Academy.

You can repeat the same story each day to support your child's routine and daily structure. Alternatively more independent learners may wish to choose a new story to discover each day of the week.

The Jelly That Wouldn't  
Wobble



Monday

Little Red Riding Hood



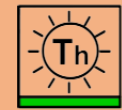
Tuesday

Rainbow Fish



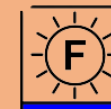
Wednesday

Class Two at the Zoo



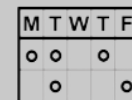
Thursday

The Smeds and the  
Smooos



Friday

Back to Timetable



Timetable



# MEDESHAMSTEDE ACADEMY

## REMOTE LEARNING MENU

Primary Menu  
Spring Term Week 6



### Maths

Please follow the link to access your class lessons.

Busy Bees



Caterpillar



Butterfly



Badger



Dragonfly



Owl



Mouse



Back to Timetable

M	T	W	T	F
○	○	○		
○				○

Timetable

# MEDESHAMSTEDE ACADEMY

## REMOTE LEARNING MENU

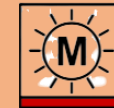
Primary Menu  
Spring Term Week 6



### Maths (Busy Bees)

Join Mrs Keeley explore different Shapes in this weeks series of Maths Lessons.

Lesson 1. Maths Shapes



Monday

Lesson 2. Squares



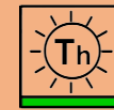
Tuesday

Lesson 3. Triangles



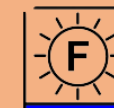
Wednesday

Lesson 4. Rectangles



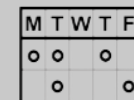
Thursday

Lesson 5. Circle



Friday

Back to Timetable



Timetable

# MEDESHAMSTEDE ACADEMY

## REMOTE LEARNING MENU

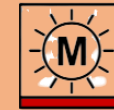
Primary Menu  
Spring Term Week 6



### Maths (Caterpillars)

Join Mrs Keeley explore different Shapes in this weeks series of Maths Lessons.

#### Lesson 1. Maths Shapes



Monday

#### Lesson 2. Squares



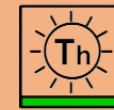
Tuesday

#### Lesson 3. Triangles



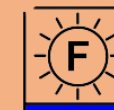
Wednesday

#### Lesson 4. Rectangles



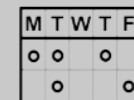
Thursday

#### Lesson 5. Circle



Friday

#### Back to Timetable



Timetable

# MEDESHAMSTEDE ACADEMY

## REMOTE LEARNING MENU

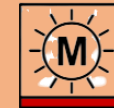
Primary Menu  
Spring Term Week 6



### Maths (Butterfly)

Please follow Individual Workstation Packs sent home from Ms Callis.

Lesson 1. Individual Workstation



Monday

Lesson 2. Individual Workstation



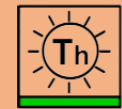
Tuesday

Lesson 3. Individual Workstation



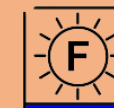
Wednesday

Lesson 4. Individual Workstation



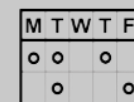
Thursday

Lesson 5. Individual Workstation



Friday

Back to Timetable



Timetable

# MEDESHAMSTEDE ACADEMY

## REMOTE LEARNING MENU

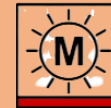
Primary Menu  
Spring Term Week 6



### Maths (Badger)

Join Mrs Keeley explore different Shapes in this weeks series of Maths Lessons.

Lesson 1. Maths Shapes



Monday

Lesson 2. Square



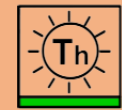
Tuesday

Lesson 3. Triangles



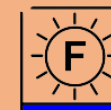
Wednesday

Lesson 4. Rectangles



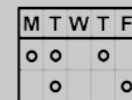
Thursday

Lesson 5. Circle



Friday

Back to Timetable



Timetable

# MEDESHAMSTEDE ACADEMY

## REMOTE LEARNING MENU

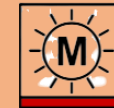
Primary Menu  
Spring Term Week 6



### Maths (Mouse)

Join staff at the Oak Academy to continue to explore number in this week long series of lessons. In some cases your child may benefit from repeating a lesson to ensure they have understood the learning.

Lesson 1. Partitioning numbers in different ways



Monday

Lesson 2. Adding and subtracting 3 digit numbers



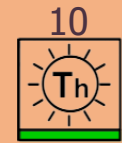
Tuesday

Lesson 3. Ordering and comparing 3 digit numbers



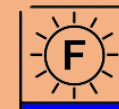
Wednesday

Lesson 4. Rounding 2 and 3 digit numbers to the nearest 10



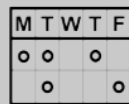
Thursday

Lesson 5. Finding all possible numbers that could have been rounded to a multiple of ten



Friday

Back to Timetable



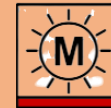
Timetable



## Maths (Owl)

Join staff at the Oak Academy to continue to explore applying addition and subtraction in this week long series of lessons. In some cases your child may benefit from repeating a lesson to ensure they have understood the learning.

Lesson 1. To apply knowledge of number bonds



Monday

Lesson 2. To add two-digit numbers and ones



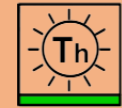
Tuesday

Lesson 3. To subtract two-digit numbers and ones



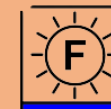
Wednesday

Lesson 4. To add two-digit numbers and ones with regrouping



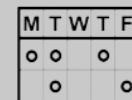
Thursday

Lesson 5. To subtract two -digit numbers and ones with regrouping



Friday

Back to Timetable



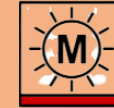
Timetable



## Maths (Dragonfly)

Join staff at the Oak Academy to continue to explore number in this week long series of lessons. In some cases your child may benefit from repeating a lesson to ensure they have understood the learning.

Lesson 1. To count from 1 to 19 and match pictorial and abstract representations of these numbers



Monday

Lesson 2. To identify numbers to 20 by counting ten and then counting on



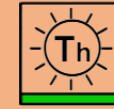
Tuesday

Lesson 3. To position numbers to 20 on a number line



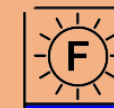
Wednesday

Lesson 4. To identify one more and one less than a number within 20



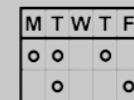
Thursday

Lesson 5. To compare numbers to 20



Friday

Back to Timetable



Timetable



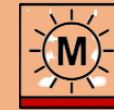


## Zones of Regulation

Join Mr Spalding for a series of lessons that explore the zones of regulation. This weeks series revisit prior concepts and then introduce the new concept of tracking zones across the day.

They also incorporate the skill builders skill of positive thinking. Focusing on step zero.

Lesson 21. Recapping  
Understanding the Zones



Monday

Lesson 22. Recapping  
Facial Expressions



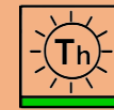
Tuesday

Lesson 23. Recapping the  
Zones in Me



Wednesday

Lesson 24. Recapping  
How Do I Feel?



Thursday

Zones Check-in Resource  
- Printable



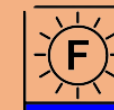
information

Zones of Regulation Map  
- Printable




visual support

Lesson 25. My Zones  
Across the Day



Friday

Back to Timetable



Timetable



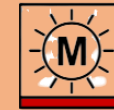
## Beyond Words

Join Mr Spalding as we explore the wordless story 'Lenny and Lily in Lockdown – a story'.

Lenny and Lily live next door to each other. Every day they walk to school together and play with the same group of friends. Then one day their teacher explains there is a pandemic. She tells them it means their school will be closing for some weeks and they will be learning at home. Lenny and Lily feel sad and abandoned.

The story explores Lenny and Lily's experiences of loss and change in the days of the lockdown, how they develop ways of maintaining their friendship, the challenges of learning at home and the range of emotions they each experience.

Lesson 1. Read your own story



Monday

Lesson 2. Listen to the story

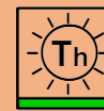


Tuesday

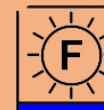


Wednesday

Lesson 3. Answering Questions



Thursday



Friday

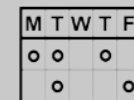
**Lenny and Lily in Lockdown**

Full Printable Story and Teaching Guide



information

Back to Timetable



Timetable



## Cornerstones Art

Join Ms Wincott for a series of art sessions created around the cornerstones curriculum.

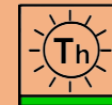
This week Ms Wincott explores Postal Stamp Design.

Lesson 1. Design your own postal stamp



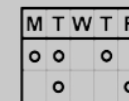
Tuesday

Lesson 2. Design a animal themed postal stamp



Thursday

Back to Timetable



Timetable



## Social Story Bank

Social stories present social situations and views so that pupils can make informed decisions about their choices. In many cases this means explaining why other people follow a specific rule and then reinforcing the positive benefit of following this rule.

These stories may be useful in supporting your child to understand social situations and views that are currently impacting them. Including when they are learning from home. These resources have been taken from the MHA Transition Toolkit, a larger resource to support pupils understanding of new rules and transitions linked to Covid 19.

When I am Safer at Home



social story

There is Always a  
Schedule



social story

When I Should Learn  
From Home



social story

Learning about the  
Coronavirus



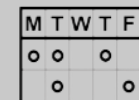
social story

Understanding My Zones



social story

Back to Timetable



Timetable

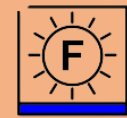


## Outdoor Learning

Join Mr Howick for a forest school session exploring Tony the Tadpole

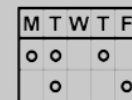
This session explores the caterpillar life cycle.

Lesson 3. Tony the  
Tadpole



Friday

Back to Timetable



Timetable