

MEDESHAMSTEDE ACADEMY REMOTE LEARNING MENU

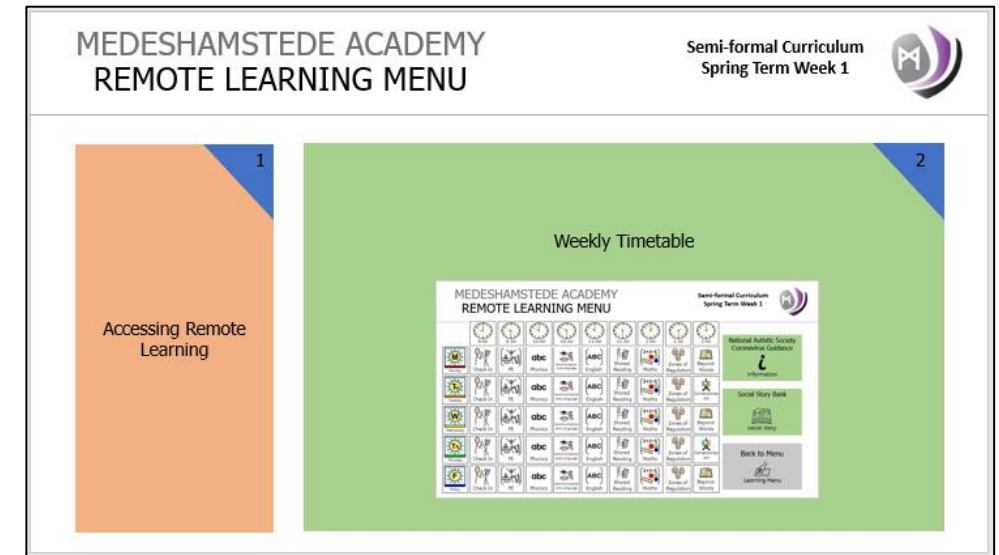
Primary Menu
Spring Term 2 Week 2



Welcome to the Semi-Formal Remote Learning Menu.

The timetable in this resource will provide you with a 'menu' of learning sessions for 'stage rather than age' of your child. Your child will be able to select and access their chosen activities and subjects via Microsoft teams throughout the day and week. Sessions will be live as well as recorded to revisit and to access as required.

This menu offers a broad and relevant curriculum, including academic for cognition and learning needs as well as our core offer for therapeutic EHCP provision: Attention Autism, We Thinkers and Think social for communication and interaction and the 'Zones of Regulation' curriculum as part of occupational therapy, sensory, physical, social, emotional and mental health needs. Resources from PE coaches also offer remote physical development activities.



[CLICK TO ENTER THE MENU](#)

MEDESHAMSTEDE ACADEMY REMOTE LEARNING MENU

Primary Menu
Spring Term 2 Week 2



1


Accessing Remote Learning

2

Weekly Timetable

MEDESHAMSTEDE ACADEMY
REMOTE LEARNING MENU

Primary Menu
Spring Term 2 Week 2



	9:00	9:30	10:00	10:30	11:00	11:30	1:00	1:30
Monday	Check In	PE	Communication and Language	English	Shared Reading	Maths	Zones of Regulation	Beyond Words
Tuesday	Check In	PE	Communication and Language	English	Shared Reading	Maths	Zones of Regulation	Cornerstones Art
Wednesday	Check In	PE	Communication and Language	English	Shared Reading	Maths	Zones of Regulation	Beyond Words
Thursday	Check In	PE	Communication and Language	English	Shared Reading	Maths	Zones of Regulation	Cornerstones Art
Friday	Check In	PE	Outdoor Learning	English	Shared Reading	Maths	Zones of Regulation	Beyond Words

National Autistic Society
Coronavirus Guidance
information

Social Story Bank
social story

Back to Menu
Learning Menu



Accessing Remote Learning

This menu provides your child with a range of lessons in their chosen activities and subjects which can be accessed through the interactive weekly timetable.

Some lessons are pre-recorded while others are offered live. Pre-recorded lessons enable your child to revisit lessons or learn at their own pace.

Some lessons may require access to TEAMS or Microsoft stream, on these occasions you will be prompted for your child's username and password. Please contact the school if you require a reminder of your child's username or password.

Guide for accessing
TEAMS



information

Feedback on our remote
learning



feedback

Back to Menu



Learning Menu

MEDESHAMSTEDE ACADEMY REMOTE LEARNING MENU

Primary Menu
Spring Term 2 Week 2



	9:00	9:30	10:00	10:30	11:00	11:30	1:00	1:30
Monday	Check In	PE	Communication and Language	English	Shared Reading	Maths	Zones of Regulation	Beyond Words
Tuesday	Check In	PE	Communication and Language	English	Shared Reading	Maths	Zones of Regulation	Cornerstones Art
Wednesday	Check In	PE	Communication and Language	English	Shared Reading	Maths	Zones of Regulation	Beyond Words
Thursday	Check In	PE	Communication and Language	English	Shared Reading	Maths	Zones of Regulation	Cornerstones Art
Friday	Check In	PE	Outdoor Learning	English	Shared Reading	Maths	Zones of Regulation	Beyond Words

National Autistic Society
Coronavirus Guidance



information

Social Story Bank



social story

Back to Menu



Learning Menu

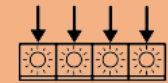


Check In

Join Mr Spalding for a repeatable daily check in and mindfulness activity. In the lesson your child can use the zones map to describe how they feel or their own zones check in at home, which can be created by following the weekly zones of regulation sessions.

This weeks session focuses on 'Mindful Breaths' to support regulation to the green zone.

Check In



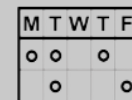
Daily

Zones of Regulation Map



visual support

Back to Timetable



Timetable

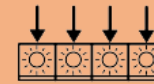


Physical Education

Join our PE Coaches Mr Day and Mr Hodgson for a repeatable daily activity. This week you can choose to play the floor is Lava or take part in sock striking.

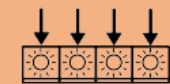
Revisit members of staff from Oak Academy as they guide you and your child on setting up and carrying out a sensory circuit. These lessons explore alerting, organising and calming activities and can be repeated each day to provide a daily sensory circuit for your child. Please consult your child's class teacher if you are unsure of how to set up a sensory circuit for your child.

PE Floor is Lava



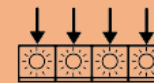
Daily

Sensory Circuits Part 1



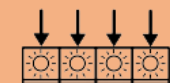
Daily

PE Sock Striking



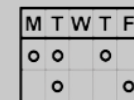
Daily

Sensory Circuits Part 2



Daily

Back to Timetable



Timetable

MEDESHAMSTEDE ACADEMY REMOTE LEARNING MENU

Primary Menu
Spring Term 2 Week 2



Communication and Language

Join Ms Callis for a series of lessons developing sentence structure using the intervention colourful semantics.

(Visual support below)

Attention Autism

Join Mrs Keeley for a repeatable attention autism session to support learners to develop early attention skills.

Colourful Semantics Visual Support



visual support



visual support

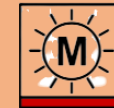


visual support



visual support

Lesson 1. Story Planner



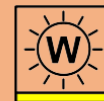
Monday

Lesson 2. To Understand Word Order

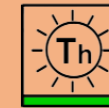


Tuesday

Lesson 3. Silly sentences in the correct word order

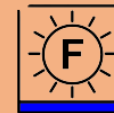


Wednesday



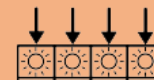
Thursday

Share a Smile



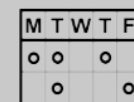
Friday

Big Box



Daily

Back to Timetable



Timetable

MEDESHAMSTEDE ACADEMY REMOTE LEARNING MENU

Primary Menu
Spring Term 2 Week 2



English

Please follow the link to access your class lessons.

Busy Bees



Caterpillar



Butterfly



Badger



Dragonfly



Owl



Mouse



Back to Timetable

M	T	W	T	F
○	○		○	
○				○

Timetable

MEDESHAMSTEDE ACADEMY

REMOTE LEARNING MENU

Primary Menu
Spring Term 2 Week 2

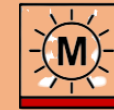


English (Busy Bees)

Monday - Friday

Join staff at the Oak Academy to explore
What do I Look Like this week.

Lesson 1. What do I Look
Like?



Monday

Lesson 2. Getting to grips
with graphemes



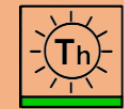
Tuesday

Lesson 3. What do I Look
Like?



Wednesday

Lesson 4. Getting to grips
with graphemes

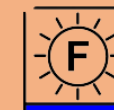


Thursday

Daily Phonics

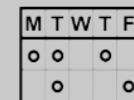


Lesson 5. What do I Look
Like?



Friday

Back to Timetable



Timetable

MEDESHAMSTEDE ACADEMY

REMOTE LEARNING MENU

Primary Menu
Spring Term 2 Week 2

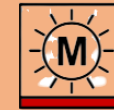


English (Caterpillars)

Monday - Friday

Join staff at the Oak Academy to explore
What do I Look Like this week.

Lesson 1. What do I Look Like?



Monday

Lesson 2. Getting to grips with graphemes



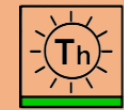
Tuesday

Lesson 3. What do I Look Like?



Wednesday

Lesson 4. Getting to grips with graphemes

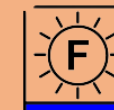


Thursday

Daily Phonics

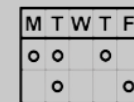


Lesson 5. What do I Look Like?



Friday

Back to Timetable



Timetable

MEDESHAMSTEDE ACADEMY

REMOTE LEARNING MENU

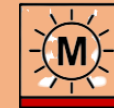
Primary Menu
Spring Term 2 Week 2



English (Butterfly)

Please continue to access the individual workstation resources sent home to you by your class teacher.

Lesson 1. Individual Workstation



Monday

Lesson 2. Individual Workstation



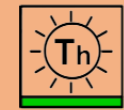
Tuesday

Lesson 3. Individual Workstation



Wednesday

Lesson 4. Individual Workstation

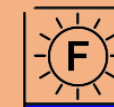


Thursday

Daily Phonics

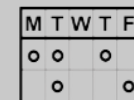


Lesson 5. Individual Workstation



Friday

Back to Timetable



Timetable

MEDESHAMSTEDE ACADEMY

REMOTE LEARNING MENU

Primary Menu
Spring Term 2 Week 2

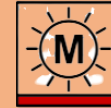


English (Badgers)

Monday - Friday

Join staff at the Oak Academy to explore
What do I Look Like this week.

Lesson 1. What do I Look Like?



Monday

Lesson 2. Getting to grips with graphemes



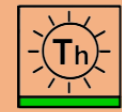
Tuesday

Lesson 3. What do I Look Like?



Wednesday

Lesson 4. Getting to grips with graphemes

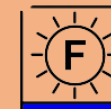


Thursday

Daily Phonics

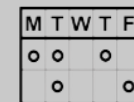


Lesson 5. What do I Look Like?



Friday

Back to Timetable



Timetable

MEDESHAMSTEDE ACADEMY

REMOTE LEARNING MENU

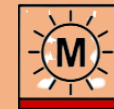
Primary Menu
Spring Term 2 Week 2



English (Mouse)

Listen along to Mrs Humphreys read
James and The Giant Peach.

Lesson 1. Chapters 30 to 33




Monday

Lesson 2. Chapters 34 to 36



Tuesday

Lesson 3. Chapters 37 - End

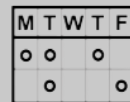


Wednesday

Daily Phonics



Back to Timetable



Timetable

MEDESHAMSTEDE ACADEMY

REMOTE LEARNING MENU

Primary Menu
Spring Term 2 Week 2



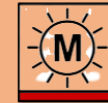
English (Owl)

Dinosaur Planet

This half term, we'll visit a museum virtually, look closely at ancient fossils and study reptiles to understand how dinosaurs may have lived and eventually died out. We'll learn about the great fossil hunter, Mary Anning, and follow in her footsteps, studying dinosaur teeth and bones to find out what dinosaurs liked to eat.

Please use the link on this page to visit the dinosaur museum virtual. This weeks series of lesson focus on listening and responding to information.

Lesson 6. To box up for purpose



Monday

Lesson 7. To identify features of an information text (Read as a writer)



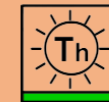
Tuesday

Lesson 8. To write an information text (Part 1)



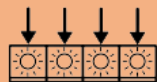
Wednesday

Lesson 9. To write an information text (Part 2)



Thursday

Phonics Bank



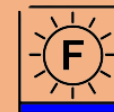
Daily

Virtual Dinosaur Museum
Tour



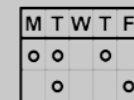
information

Lesson 10. To write an information text (Part 3)



Friday

Back to Timetable



Timetable

MEDESHAMSTEDE ACADEMY REMOTE LEARNING MENU

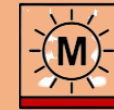
Primary Menu
Spring Term 2 Week 2



English (Dragonfly)

Join staff at the Oak Academy to explore key themes of story telling this week.

Lesson 1.
To Listen to a Story



Monday

Lesson 2.
To tell a Story from Memory



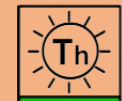
Tuesday

Lesson 3.
To Describe a Character



Wednesday

Lesson 4. To use
coordinating conjunctions



Thursday

Daily Phonics

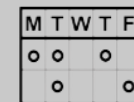


Lesson 5. To make inferences
based on what is said or



Friday

Back to Timetable



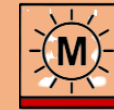
Timetable



Shared Reading

Choose a story to listen to with your child. Each story is read by a familiar member of staff from Medeshamstede Academy. You can repeat the same story each day to support your child's routine and daily structure. Alternatively more independent learners may wish to choose a new story to discover each day of the week.

Aaaarrgghh, Spider!



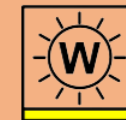
Monday

The Memory Tree



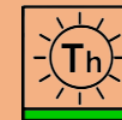
Tuesday

The Odd Egg



Wednesday

Rosie's Walk

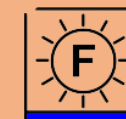


Thursday

Join Miss Jones to read 'The Lion, the witch and the wardrobe' Chapters 5 – 8.

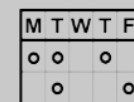


The Way I feel



Friday

Back to Timetable



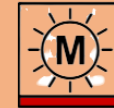
Timetable



Shared Reading

Join Miss Jones to read Chapter 5 – 8 of the
Lion the Witch and the Wardrobe.

Chapter 5. Back on this
side of the door.



Monday

Chapter 6. Into the
Forest.



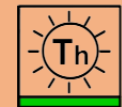
Tuesday

Chapter 7. A Day with the
Beavers.



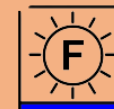
Wednesday

Chapter 8. What
Happened After Dinner? .



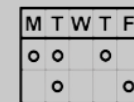
Thursday

Recap a chapter of your
choice.



Friday

Back to Timetable



Timetable

MEDESHAMSTEDE ACADEMY

REMOTE LEARNING MENU

Primary Menu
Spring Term 2 Week 2



Maths

Please follow the link to access your class lessons.

Busy Bees



Caterpillar



Butterfly



Badger



Dragonfly



Owl



Mouse



Back to Timetable

M	T	W	T	F
o	o	o		
o				o

Timetable

MEDESHAMSTEDE ACADEMY

REMOTE LEARNING MENU

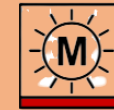
Primary Menu
Spring Term 2 Week 2



Maths (Busy Bees)

Join Mrs Keeley explore Positional Language for this weeks series of Maths Lessons.

Lesson 1. Positional Language



Monday

Lesson 2. Positional Language



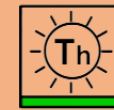
Tuesday

Lesson 3. Positional Language



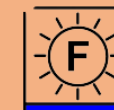
Wednesday

Lesson 4. Positional Language



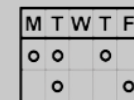
Thursday

Lesson 5. Positional Language



Friday

Back to Timetable



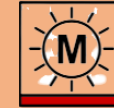
Timetable



Maths (Caterpillars)

Join Mrs Keeley explore Positional Language for this weeks series of Maths Lessons.

Lesson 1. Positional Language



Monday

Lesson 2. Positional Language



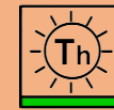
Tuesday

Lesson 3. Positional Language



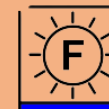
Wednesday

Lesson 4. Positional Language



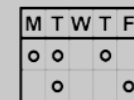
Thursday

Lesson 5. Positional Language



Friday

Back to Timetable



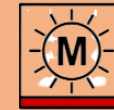
Timetable



Maths (Butterfly)

Please continue to access the individual workstation resources sent home to you by your class teacher.

Lesson 1. Individual Workstation



Monday

Lesson 2. Individual Workstation



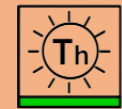
Tuesday

Lesson 3. Individual Workstation



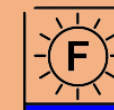
Wednesday

Lesson 4. Individual Workstation



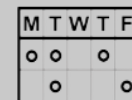
Thursday

Lesson 5. Individual Workstation



Friday

Back to Timetable



Timetable

MEDESHAMSTEDE ACADEMY

REMOTE LEARNING MENU

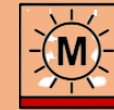
Primary Menu
Spring Term 2 Week 2



Maths (Badger)

Join Mrs Keeley explore Positional Language for this weeks series of Maths Lessons.

Lesson 1. Positional Language



Monday

Lesson 2. Positional Language



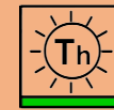
Tuesday

Lesson 3. Positional Language



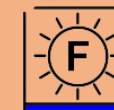
Wednesday

Lesson 4. Positional Language



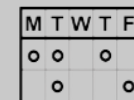
Thursday

Lesson 5. Positional Language



Friday

Back to Timetable



Timetable

MEDESHAMSTEDE ACADEMY REMOTE LEARNING MENU

Primary Menu
Spring Term 2 Week 2



Maths (Mouse)

Join staff at the Oak Academy to explore Bar and Tally Charts this week.

Lesson 1. Tallies, Tables and Graphs



Monday

Lesson 2. Constructing Bar Charts



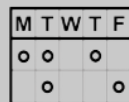
Tuesday

Lesson 3. Comparing Bar Charts



Wednesday

Back to Timetable



Timetable

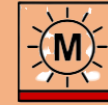


Maths (Owl)

This weeks series of lessons focuses on understanding money.

This includes identifying physical properties of different coins, recognising the value of different coins and comparing different amounts of money.

Lesson 1. To use addition and subtraction in the context of money



Monday

Lesson 2. To exchange money for items



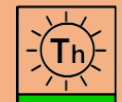
Tuesday

Lesson 3. To find the total cost of two items



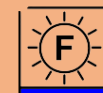
Wednesday

Lesson 4. To calculate the amount of change needed (Part 1)



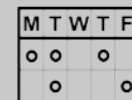
Thursday

Lesson 5. To calculate the amount of change needed (Part 2)



Friday

Back to Timetable



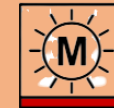
Timetable



Maths (Dragonfly)

Join staff at the Oak Academy to explore key themes of Length this week.

Lesson 1. To Compare Lengths or Heights of Objects



Monday

Lesson 2. To measure lengths using non standard units Part 1



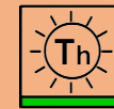
Tuesday

Lesson 3. To measure lengths using non standard units Part 2



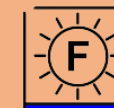
Wednesday

Lesson 4. To begin to understand standard units of length



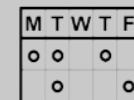
Thursday

Lesson 5. To solve problems involving doubling and halving



Friday

Back to Timetable



Timetable



Cornerstones Art

Join Ms Wincott for a series of art sessions created around the cornerstones curriculum.

This week Ms Wincott will show us new ways to draw mouths and teeth.

If you would like, you can also recap drawing cartoon eyes.

Recap. Drawing Cartoon
Eyes Part 1



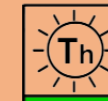
Tuesday

Lesson 1. Creating cartoon characters
part 2a Mouths and Teeth



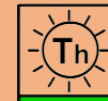
Tuesday

Recap. Drawing Cartoon
Eyes Part 2



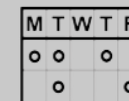
Thursday

Lesson 2. Creating cartoon characters
part 2b Mouths showing blue zones
emotions



Thursday

Back to Timetable



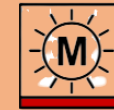
Timetable



Zones of Regulation

Join Mr Spalding for a series of lessons that explore the zones of regulation. This weeks series introduce the thinking tools size of the problem and inner coach vs inner critic.

Lesson 31. Expected and Unexpected Recap



Monday

Lesson 32. Size of Problem Thinking Part 1



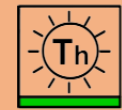
Tuesday

Lesson 33. Size of Problem Thinking Part 2



Wednesday

Lesson 34. Size of Problem Thinking Part 3



Thursday

Zones Check-in Resource
- Printable



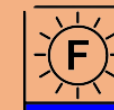
information

Zones of Regulation Map
- Printable



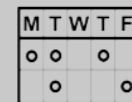
visual support

Lesson 35. Inner Coach Vs Inner Critic



Friday

Back to Timetable



Timetable



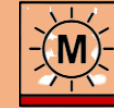
Beyond Words

Join Mr Spalding as we explore the wordless story 'Lenny and Lily Return to School.

Lenny and Lily have had different experiences of the lockdown, but now it's time for them to return to school. Lily is excited to go back and meet up with her friends again, but Lenny has enjoyed being at home with his family and feels more anxious.

When Lenny and Lily go back to school they both face different challenges. Lenny struggles to reconnect with his friends and find his place in the group. Lily has found home learning difficult and struggles to keep up with the pace of lessons in class. The story explores the range of emotions Lenny and Lily experience as they come back into school and rebuild relationships with their teachers and friends.

Lesson 13. Read your own story



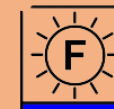
Monday

Lesson 14. Listen to the story



Wednesday

Lesson 15. Answering Questions



Friday

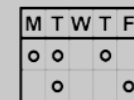
Lenny and Lily Return to School

Full Printable Story and Teaching Guide



information

Back to Timetable



Timetable



Social Story Bank

Social stories present social situations and views so that pupils can make informed decisions about their choices. In many cases this means explaining why other people follow a specific rule and then reinforcing the positive benefit of following this rule.

These stories may be useful in supporting your child to understand social situations and views that are currently impacting them. Including when they are learning from home. These resources have been taken from the MHA Transition Toolkit, a larger resource to support pupils understanding of new rules and transitions linked to Covid 19.

When I am Safer at Home



social story

There is Always a
Schedule



social story

When I Should Learn
From Home



social story

Learning about the
Coronavirus



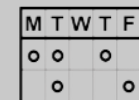
social story

Understanding My Zones



social story

Back to Timetable



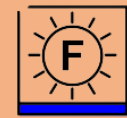
Timetable



Outdoor Learning

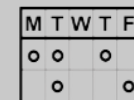
Join Mr Howick for a forest school session exploring Foxy the Fox. This session explores the life of a Fox.

Lesson 4.
Foxy the Fox



Friday

Back to Timetable



Timetable