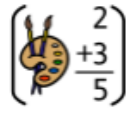
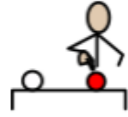




Our



topic



this



term



Magic



and



the circus!





Yellow Class

Communication and Interaction

Sensory Stories, Intensive Interaction; Attention Autism, TACPAC, Interactive Games and Songs

Sensory Storytime: with the theme of big imagination: magic and the circus! Immersive, interactive story telling. Designed to engage multiple senses like touch, sound, smell, taste, sight, and movement.

Sensory Stories



The Magician's Wand

"The magician waves his wand... and something amazing happens!"

- **Sensory elements:**
 - Ribbon wand to wave (movement + visual).
 - Bell or chime sound when the "spell" is cast (auditory).
 - Glitter shaker bottle to watch (visual + calming).

Magic Potion Mix

"The magician stirs his potion... bubbles and colours appear!"

- **Sensory elements:**
 - Coloured water in clear cups (visual).
 - Safe fizzing tablets (like bicarbonate + vinegar) for bubbling effect (auditory + visual).
 - Smelling jars with mild scents (lavender, orange) as "ingredients"

The Big Top Tent

"The circus tent is tall and colourful!"

- **Sensory elements:**
 - Large cloth or parachute to lift and wave (visual + tactile).
 - Torch or fairy lights inside to mimic the tent glowing (visual).

Cognition and Learning

Number, counting. Space, shape and measure. Subitising. Colour and patterns.WK 1-6



Magic Hat Number Pull: Place number cards inside a magician's hat. Children pull out a card and count out the same number of objects (e.g., 3 balls, 4 stars). Builds number recognition and one-to-one correspondence.

Circus Animal Parade Count: Line up toy animals (elephants, lions, horses). Children count how many are in the parade, then add or remove animals to change the total. Reinforces counting and simple addition/subtraction.

Shapes: to explore shapes 3D workstations
Encourages number recall and gross motor coordination.

Magic Star Counting: Scatter star cut-outs around the room. Children collect stars and count them into a "magic treasure box." Supports counting practice and grouping skills.

Magic Shape Treasure Hunt Hide shapes (circle, square, triangle, rectangle, star). Children to use a "magic wand" to find and collect them. Encourage them to sort by shape and compare sizes (big star vs. small star).

Circus Ring Jumping Place hula hoops on the floor as "circus rings." Call out instructions like "jump into the big ring" or "stand in the small ring." Children practice moving through space and measuring size differences.

Magician's Measuring Potions Provide cups of different sizes and coloured water (safe food colouring). Which holds "more" or "less." Early measurement concepts (capacity, more/less), fine motor control.

Shape Circus Balancing Act Use blocks or foam shapes to build towers like circus performers balancing. Which tower is tall vs. short. Measuring, comparing height, length.

Magic Hat Number Trick: Place 1-5 objects (stars, balls, or toy animals) inside a magician's hat. Children pull out the hat contents and say how many they see.

Circus Card Flash: Use large cards with dots (1-5). Flash a card quickly, like a magician's reveal. Children say the number of dots they saw.

Magic Wand Sparkles: Show a wand with glitter stars attached. Show 2-4 sparkles at once (e.g., 3 stars appear). Children say how many sparkles they saw appear "like magic."

Circus Animal Parade: Place 1-5 toy animals in a line as if they're in a circus parade. Reveal them briefly, then cover with a cloth. Children say how many animals they saw.

Magic Potion Colours: Children mix coloured water (safe food colouring) in clear cups. Watch "magic potions" change colour when combined.

Rainbow Clown Hats: Provide paper hat templates and coloured spot stickers. Children decorate hats by sorting stickers by colour or create repeating patterns.

Colour Wand Spells: Give each child a 'wand' with a coloured ribbon. Call out a colour, and they wave the matching ribbon like casting a spell.

Circus Tent Colour Hunt: Hide coloured balls or scarves inside a play tent. Children find and match them to a colour sheet.



Physical Development

Being Active, Gross Motor, Fine Motor and Physiotherapy Programmes.

Magic Potion Scavenger Hunt: Hide "potion ingredients" (e.g., specific coloured balls, leaves, small toys) around an outside area or classroom and provide the child with a visual checklist to find them. This promotes motor skills, problem-solving, and following directions.



Wizard's Obstacle Course: Set up a simple obstacle course using household items (crawl under a "witch's table," jump over "magic logs" (pillows), balance on a "fairy bridge" (tape on the floor)). Use a visual schedule to help the child understand the sequence of steps, which can reduce anxiety.

Dragon Egg (Ball) Toss: Have children toss soft "dragon eggs" (balls) into a "witch's cauldron" (a bucket or box). This activity improves hand-eye coordination and motor skills.

Fairy Flight & Freeze Dance: Play music and encourage children to "fly" like fairies. When the music stops, they must "freeze" like a statue. This helps with listening skills, body awareness, and self-regulation.



"Witch's Brew" Sensory Bin: Fill a large tub with calming sensory materials like dried beans, rice, or lentils and thematic items such as plastic spiders, glitter, or small cauldrons. This activity offers tactile sensory input and fine motor skill practice.

Magical Animal Walks/Yoga: Incorporate animal walks or simple yoga poses based on magical creatures (e.g., a tall wizard, a hopping frog, a slithering snake, or a fairy stretching its wings). This enhances balance, flexibility, and body awareness.

"Levitation" Balloon Play: Use a balloon as a "magic orb" that must not touch the ground. Children can hit or tap it, working on hand-eye coordination and gross motor skills in a low-pressure way.

Magic Hoop Jumping Place hula hoops and equipment on the floor as "magic portals." Children jump, step, or crawl through the hoops when prompted. Vary the challenge: "Jump into the big hoop" or "Crawl through the small hoop."



Me and My Body

Understanding Emotions, PSHE, Sensory Integration, Massage, Rebound and Exploring Foods

Magic Mirror Faces: Use a mirror and "magic wand." Children make happy, sad, surprised, or angry faces when the wand "casts a spell."

Circus Emotion Masks: Provide masks with different emotions (smiling clown, sad mime). Children choose, match/label the emotion.

Magic Emotion Wand: Create wands with coloured ribbons (e.g., red = angry, blue = sad, green = happy). Link to zones of regulation. Children wave the wand when prompted with an emotion word or picture.

Feelings Parade: Play circus-style music and give children props (balloons, scarves, hats). Children march in a "parade," showing an emotion with their face or body (e.g., stomping for angry, skipping for happy).

Magic Kindness Spells Children wave wands and say kind words ("abracadabra, you are my friend").

Circus Teamwork Act Children work together to balance beanbags or build a tower.

Magic Potion Sensory Bottles: Create bottles with glitter, beads, and coloured water. Children shake and watch the "magic potion" settle.

Circus Sensory Path Lay out textured mats (soft, bumpy, smooth). Children walk barefoot along the "circus trail."

Circus Acrobat Balancing: Use balance beams or taped lines. Children walk across pretending to be tightrope walkers.

Magic Colour Foods: Present foods of different colours (red apple, orange carrot). Children sort and taste by colour, like "magic rainbow snacks."

Circus Snack Tasting: Offer small samples of circus-themed foods (popcorn, fruit slices). Children describe taste, texture, and smell.



Me and My World

Creativity, The World Around Us, Community Engagement, Being Outdoors, Animal Therapy, Cultural Enrichment.

Seasons/Cultural events: Winter, Holi, Lunar New Year, Valentines day, Ramadan

Magic Wand and hat making: Children decorate 'wands' and hats with ribbons, paint, glitter, or stickers.

Circus Poster Painting: Provide large paper and paints for children to design their own circus posters.

Magical Puppet Show: Children create simple puppets (paper bags, toilet rolls or socks) and act out circus or magic scenes.

Magic Weather Spells: Use props (spray bottle for rain, fan for wind, torch for sun). Children "cast spells" to explore weather changes.

Circus Animal Habitats: Match toy animals to pictures of their real habitats (lion → grass lands, seal → sea).

Magician's Shadow Play: Use a torch and objects to create shadows. Children explore how light changes shapes and sizes.

Circus Role Play Jobs: Children take on roles (ticket seller, clown, magician).

Magic Show for Friends: Children perform simple tricks (hide-and-reveal objects) for peers or family.

