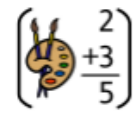
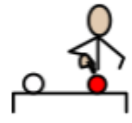




Our



topic



this



term



Magic

&

and



the circus!



Pink



class

Week 1- magic
 Week 2- circus animals
 Week 3- clowns
 Week 4- magicians
 Week 5- acrobats
 Week 6- circus finale




Communication and Interaction

Sensory Stories, Intensive Interaction; Attention Autism, TACPAC, Interactive Games and Songs

Attention Autism

TACPAC

Sensory Stories: room on the broom (1-3) circus ship (3-6)



Week 1:

AA- colouring changing potions
 II- copying surprise faces and gasps 'ooo' 'wow'
 Interactive song-

Week 2:

AA-hide animals in oats 'find me'
 II- copy animal sounds
 Interactive songs- walk like an elephant

Week 3:

AA- shaving foam wigs
 II- silly sounds and giggles
 Interactive songs- if youre silly and you know it

Week 4:

AA- scarf pull
 II- shared anticipation
 Game- simon says magic themed

Week 5:

AA- glitter air fan
 II- copy stretch and reach
 Interactive songs-cosmic kids yoga stretch

Week 6:

AA- circus snow storm
 II- cheering and clapping
 Songs – greatest show song

Cognition and Learning

Shape, Number and Colour

Week 1: Match wand to numbers – adding correct number of star stickers to the wands

Colour mixing potions – students to guess what colour it will make
 Big and small- sorting magical items wands/ caldrons into different sizes

Week 2: Match the animal to the correct sound

Copy a simple pattern- stipe/plain/ stripe tiger pattern with ribbon
 What goes where? Sort circus items into the correct place (tent, cage, stage)

Week 3: Make a clown face- choosing different features

Colour sorting different clown wigs
 Counting pom poms on clowns' hat (1-10, number formation, addition)

Week 4: Which object has disappeared (3 objects- cover- remove1)

Track objects number cups (students to guess what cup has the prize)
 Follow one step instructions (hide- show- give)

Week 5: Counting jumps 1-10 (extension using nonstandard measures to measure how far we jumped)

Small/ tall towers (comparing, counting number of bricks, using non-standard and standard measure to compare)
 Copy a pattern in a routine (up-down-left-right)

Week 6: Circuit ticket sorting (big/small and colour)

Count to 10 objects (rings, star, balls, lights)
 Problem solving (different size hoops, which items will fit)

Physical Development

Being Active, Gross Motor, Fine Motor and Physiotherapy Programmes.

Week 1:

Fine- stick stars onto wands
Gross- follow tape 'magic path' around the room

Week 2:

Fine- stick animal texture to pictures (fur/ feathers)
Gross- crawl like an animal under arches

Week 3:

Fine- sticking pom poms on to the clown
Gross- silly walk obstacles

Week 4:

Fine- dropping stars into a magic hat
Gross motor- pull the long scarf through a tunnel

Week 5:

Fine- adding pegs to pictures
Gross- balance on beam/ tape line

Week 6:

Fine- threading big beads as lights
Gross- circus parade walk with ribbons

Me and My Body

Understanding Emotions, PSHE, Sensory Integration, Massage, Rebound and Exploring Foods

Week 1:

Massage:
Food exploration: magic smoothies (berries and yoghurt)
Sensory integration: wind tunnel (fan, scarves and lights)
Understanding emotions: 'I feel surprised' mirror happy/ surprised faces and choose symbols

Week 2:

Massage-
Food exploration: caramel apples
Sensory integration: fur and straw in trays with animals
PSHE: loud/quiet

Week 3:

Massage:
Food exploration: fruit and Petzel stick magic wands
Sensory integration: foam clown hair
PSHE: happy, silly sad faces with mirrors

Week 4:

Massage:
Food exploration: popcorn
Sensory integration: sensory bin with different material scarfs
PSHE: ready/ not ready (anticipation)

Week 5:

Massage:
Food exploration: stretching dough/ cheese strings
Sensory integration: stretchy resistance bands
PSHE: I can try/ I am proud

Week 6:

Massage:
Food exploration: circus picnic
Sensory integration:
PSHE: I can try/ I am proud

Me and My World

Creativity, The World Around Us, Community Engagement, Being Outdoors, Animal Therapy, Cultural Enrichment.

Week 1:

Creativity: making and decorating magic wands
Cultural enrichment: magic cape role play

Week 2:

Creativity: make a lion mask
Cultural enrichment: 'we can move like animals'

Week 3:

Creativity: face paint/ clown masks
Cultural enrichment: costumes and dressing up

Week 4:

Creativity: make our own magic hats
Cultural enrichment:

Week 5:

Creativity: ribbon wands
Cultural enrichment: we can move in different ways

Week 6:

Creativity:
Cultural enrichment: we celebrate together

